

# FUND BALANCES REPORT



**December 31, 2024**  
**Prepared by NCTCOG**  
**Administration Department**

# Table of Contents

|                                   |           |
|-----------------------------------|-----------|
| <b>Executive Summary</b>          | <b>3</b>  |
| <b>Interest Received Summary</b>  | <b>4</b>  |
| <b>Life to Date Fund Balances</b> | <b>7</b>  |
| <b>RTR Project Advances</b>       | <b>10</b> |
| <b>RTR Loans</b>                  | <b>20</b> |
| <b>Notes</b>                      | <b>22</b> |

**REGIONAL TOLL REVENUE**

# **RTR SH 121 & SH 161 Fund Balances Report**

## **Executive Summary**

### **As of December 31, 2024**

#### **Introduction**

The State Comptroller and TxDOT provide NCTCOG with reports each month that shows cash balances broken by Accounts 121, 122, 161 and 162. The interest income earned in one month is calculated on daily balances but paid into these four accounts in the subsequent month.

The state reports also show spending by project within the four accounts. Therefore, the cash balances are computed by taking the beginning balances, adding the interest income received and subtracting the expenditures made each month. The interest is allocated based on the previous month's fund balances.

#### **Critical Factors to Consider**

TxDOT does not change their prior month spending totals, correcting only the most recent month. The net result is that the monthly spending shown in the most recent RTR Fund Balances Report has the correct current totals with proper interest allocation calculations. Amounts are adjusted as necessary to assure NCTCOG reports agree with TxDOT.

#### **Advances**

Advances awarded to local entities from TxDOT are shown in this report. Local entities receiving these advances are responsible for reporting expenditure's, interest earned and project status directly into the RAP system monthly.

RTR Projects now have multiple counties funding existing and new projects within the region. Since we report project disbursements to the county providing the funds, pro-rata share percentages will be applied within a CSJ. If new funding comes into a CSJ with existing expenditures, they will be reclassified in the current period to the pro-rata share percentages.

#### **Loaned Funds**

A portion of the SH 121 funds are temporarily loaned to NTTA and TxDOT in order for projects to be implemented as early as possible (see page 20). These funds are to be repaid from toll revenues in accordance with pre-determined schedules.

#### **Current Events**

Reimbursements for construction engineering from TxDOT now total \$80,264,406.09. These reimbursements are being applied to each TIP Code and included in the county fund balances.

NTTA began making PGBT EE toll revenue payments in January 2012 to begin the loan payoff for CSJ 2964-06-019. To date we have received \$109,939,388.49 that is being recorded in Dallas County account 122.

#### **Contact Information**

If you have questions or comments about this report, please contact: Randy Richardson, Director of Administration; 817-695-9178; [rrichardson@nctcog.org](mailto:rrichardson@nctcog.org) or Richard Matyiku, Fiscal Manager; 682-433-0449; [rmatyiku@nctcog.org](mailto:rmatyiku@nctcog.org).

# **RTR Interest Information**

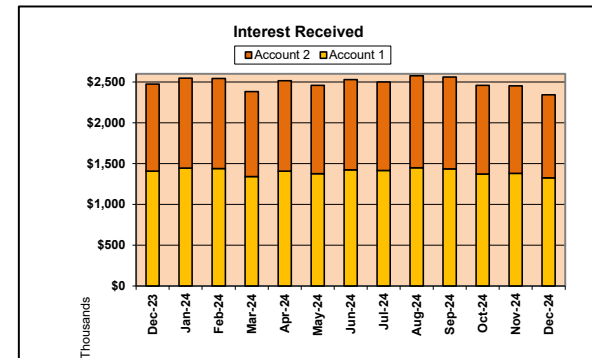
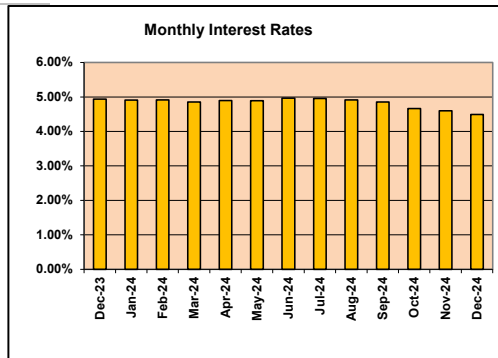
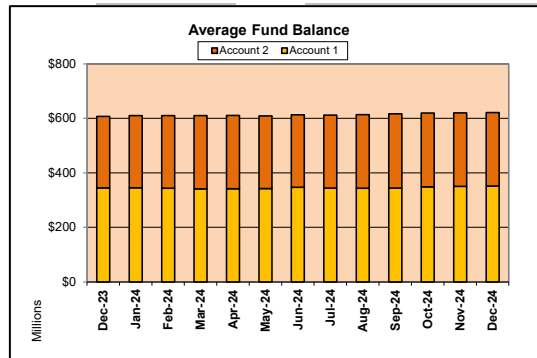
**REGIONAL TOLL REVENUE**

## RTR SH 121 Interest Received Summary

|               | Account SH 121       |            |                 |                      | Account SH 122       |            |                 |                      | Combined             |            |                 |                      |
|---------------|----------------------|------------|-----------------|----------------------|----------------------|------------|-----------------|----------------------|----------------------|------------|-----------------|----------------------|
| Month         | Average Fund Balance | Avg Rate * | Interest Earned | Interest Received ** | Average Fund Balance | Avg Rate * | Interest Earned | Interest Received ** | Average Fund Balance | Avg Rate * | Interest Earned | Interest Received ** |
| FY 2008 Total | \$2,498,748,857      | 3.77%      | \$78,586,274    | \$72,853,423         | \$681,689,566        | 3.77%      | \$21,720,295    | \$20,419,160         | \$3,180,438,423      | 3.77%      | \$100,306,570   | \$93,272,583         |
| FY 2009 Total | \$2,380,717,180      | 1.99%      | \$47,962,075    | \$51,620,594         | \$456,681,109        | 1.99%      | \$9,297,181     | \$10,300,921         | \$2,837,398,288      | 1.99%      | \$57,259,256    | \$61,921,515         |
| FY 2010 Total | \$2,110,506,505      | 1.26%      | \$26,778,166    | \$27,790,157         | \$380,602,479        | 1.26%      | \$4,840,026     | \$5,025,920          | \$2,491,108,984      | 1.26%      | \$31,618,193    | \$32,816,077         |
| FY 2011 Total | \$1,887,422,183      | 0.82%      | \$15,482,240    | \$16,227,463         | \$454,743,601        | 0.82%      | \$3,613,400     | \$3,607,925          | \$2,342,165,784      | 0.82%      | \$19,095,640    | \$19,835,388         |
| FY 2012 Total | \$1,650,635,972      | 0.53%      | \$8,883,702     | \$9,280,411          | \$547,470,607        | 0.53%      | \$2,943,394     | \$3,067,017          | \$2,198,106,579      | 0.53%      | \$11,827,097    | \$12,347,429         |
| FY 2013 Total | \$1,437,865,022      | 0.39%      | \$5,712,977     | \$5,937,591          | \$475,321,624        | 0.39%      | \$1,890,897     | \$1,965,354          | \$1,913,186,646      | 0.39%      | \$7,603,873     | \$7,902,945          |
| FY 2014 Total | \$1,250,180,110      | 0.38%      | \$4,782,668     | \$4,792,091          | \$406,506,164        | 0.38%      | \$1,549,611     | \$1,542,771          | \$1,656,686,274      | 0.38%      | \$6,332,279     | \$6,334,862          |
| FY 2015 Total | \$976,193,021        | 0.41%      | \$3,994,436     | \$3,983,966          | \$371,364,513        | 0.41%      | \$1,520,430     | \$1,502,073          | \$1,347,557,534      | 0.41%      | \$5,514,866     | \$5,486,039          |
| FY 2016 Total | \$742,059,011        | 0.75%      | \$5,535,085     | \$5,458,853          | \$322,413,538        | 0.75%      | \$2,419,539     | \$2,349,355          | \$1,064,472,549      | 0.75%      | \$7,954,624     | \$7,808,208          |
| FY 2017 Total | \$476,243,461        | 1.13%      | \$5,309,680     | \$5,226,860          | \$300,314,145        | 1.13%      | \$3,385,506     | \$3,284,058          | \$776,557,607        | 1.13%      | \$8,695,186     | \$8,510,918          |
| FY 2018 Total | \$454,737,240        | 1.77%      | \$8,018,804     | \$7,799,691          | \$281,929,239        | 1.77%      | \$4,969,493     | \$4,822,132          | \$736,666,478        | 1.77%      | \$12,988,297    | \$12,621,823         |
| FY 2019 Total | \$386,189,347        | 2.43%      | \$9,395,939     | \$9,452,713          | \$259,247,165        | 2.43%      | \$6,306,599     | \$6,274,190          | \$645,436,512        | 2.43%      | \$15,702,538    | \$15,726,904         |
| FY 2020 Total | \$325,542,111        | 1.46%      | \$4,834,217     | \$5,354,302          | \$270,835,456        | 1.46%      | \$3,930,712     | \$4,284,470          | \$596,377,566        | 1.46%      | \$8,764,929     | \$9,638,772          |
| FY 2021 Total | \$312,114,836        | 0.39%      | \$1,207,381     | \$1,301,997          | \$250,718,173        | 0.39%      | \$988,590       | \$1,080,998          | \$562,833,008        | 0.39%      | \$2,195,971     | \$2,382,995          |
| FY 2022 Total | \$304,039,778        | 0.82%      | \$2,382,024     | \$1,932,845          | \$240,629,303        | 0.82%      | \$1,971,672     | \$1,545,439          | \$544,669,080        | 0.82%      | \$4,353,696     | \$3,478,285          |
| FY 2023 Total | \$338,848,482        | 4.05%      | \$13,736,008    | \$12,883,569         | \$250,327,711        | 4.05%      | \$10,158,157    | \$9,600,595          | \$589,176,193        | 4.05%      | \$23,894,166    | \$22,484,164         |
| FY 2024 Total | \$343,691,769        | 4.91%      | \$16,926,892    | \$16,916,225         | \$266,225,316        | 4.91%      | \$13,110,602    | \$13,054,166         | \$609,917,085        | 4.91%      | \$30,037,494    | \$29,970,392         |
| Oct-24        | \$348,564,053        | 4.66%      | \$1,380,349     | \$1,372,894          | \$270,849,005        | 4.66%      | \$1,072,562     | \$1,086,467          | \$619,413,059        | 4.66%      | \$2,452,912     | \$2,459,361          |
| Nov-24        | \$350,558,152        | 4.60%      | \$1,324,672     | \$1,380,349          | \$269,484,954        | 4.60%      | \$1,018,372     | \$1,072,562          | \$620,043,106        | 4.60%      | \$2,343,045     | \$2,452,912          |
| Dec-24        | \$352,035,070        | 4.49%      | \$1,343,420     | \$1,324,672          | \$269,120,371        | 4.49%      | \$1,026,989     | \$1,018,372          | \$621,155,441        | 4.49%      | \$2,370,409     | \$2,343,045          |
| FY 2025 Total | \$350,385,758        | 4.58%      | \$4,048,442     | \$4,077,915          | \$269,818,110        | 4.58%      | \$3,117,924     | \$3,177,402          | \$155,050,967        | 4.58%      | \$7,166,365     | \$7,255,317          |
| Totals        | \$952,341,637        |            | \$263,577,011   | \$262,890,668        | \$344,487,168        |            | \$97,734,029    | \$96,903,947         | \$1,242,404,534      |            | \$361,311,040   | \$359,794,615        |

\* Avg rates stated on an annual basis

\*\* Interest is paid the month following being earned.

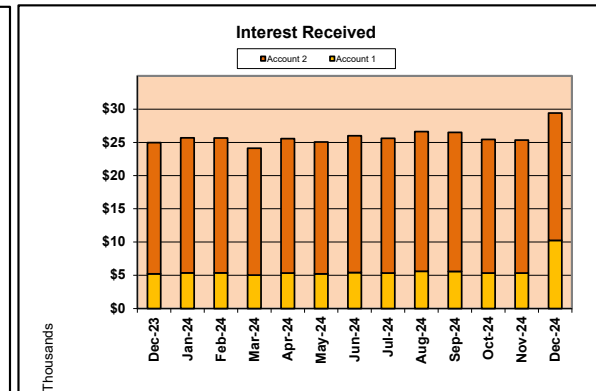
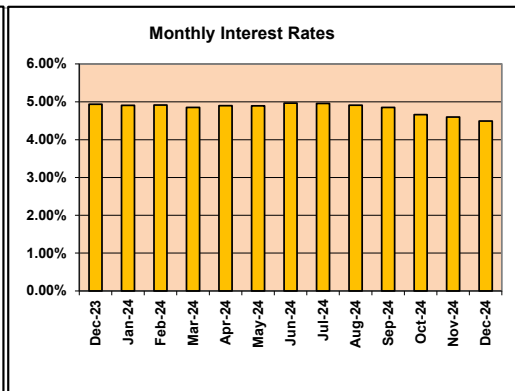
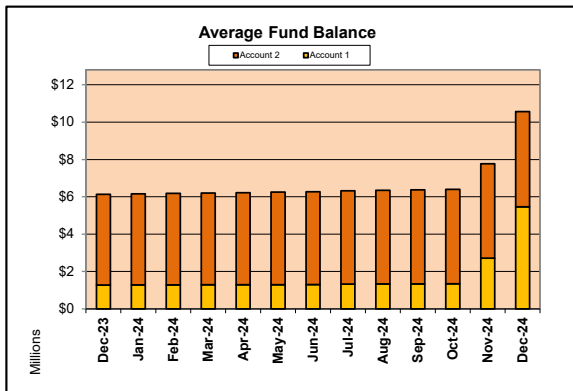


## RTR SH 161 Interest Received Summary

|               | Account SH 161       |            |                 |                      | Account SH 162       |            |                 |                      | Combined             |            |                 |                      |
|---------------|----------------------|------------|-----------------|----------------------|----------------------|------------|-----------------|----------------------|----------------------|------------|-----------------|----------------------|
| Month         | Average Fund Balance | Avg Rate * | Interest Earned | Interest Received ** | Average Fund Balance | Avg Rate * | Interest Earned | Interest Received ** | Average Fund Balance | Avg Rate * | Interest Earned | Interest Received ** |
| FY 2011 Total | \$138,680,770        | 0.69%      | \$403,442       | \$321,623            | \$46,233,089         | 0.69%      | \$134,479       | \$107,206            | \$184,913,858        | 0.69%      | \$537,921       | \$428,829            |
| FY 2012 Total | \$150,989,997        | 0.53%      | \$808,828       | \$836,147            | \$50,329,998         | 0.53%      | \$269,609       | \$278,716            | \$201,319,995        | 0.53%      | \$1,078,437     | \$1,114,862          |
| FY 2013 Total | \$124,555,640        | 0.39%      | \$496,152       | \$519,659            | \$36,275,226         | 0.39%      | \$147,807       | \$158,528            | \$160,830,865        | 0.39%      | \$643,959       | \$678,186            |
| FY 2014 Total | \$95,884,191         | 0.38%      | \$367,271       | \$372,269            | \$25,268,328         | 0.38%      | \$96,729        | \$97,196             | \$121,152,519        | 0.38%      | \$464,001       | \$469,465            |
| FY 2015 Total | \$79,234,343         | 0.41%      | \$322,675       | \$324,071            | \$22,351,101         | 0.41%      | \$91,472        | \$89,745             | \$101,585,445        | 0.41%      | \$414,147       | \$413,817            |
| FY 2016 Total | \$48,561,333         | 0.75%      | \$359,029       | \$357,558            | \$18,034,331         | 0.75%      | \$133,796       | \$132,448            | \$66,595,664         | 0.75%      | \$492,825       | \$490,007            |
| FY 2017 Total | \$35,061,669         | 1.13%      | \$399,633       | \$389,507            | \$13,511,012         | 1.13%      | \$151,304       | \$148,917            | \$48,572,681         | 1.13%      | \$550,937       | \$538,424            |
| FY 2018 Total | \$33,522,824         | 1.77%      | \$588,851       | \$566,084            | \$10,963,411         | 1.77%      | \$193,504       | \$187,297            | \$44,486,235         | 1.77%      | \$782,355       | \$753,381            |
| FY 2019 Total | \$33,614,058         | 2.43%      | \$818,087       | \$814,923            | \$10,680,617         | 2.43%      | \$259,843       | \$258,282            | \$44,294,676         | 2.43%      | \$1,077,930     | \$1,073,204          |
| FY 2020 Total | \$29,014,024         | 1.46%      | \$428,930       | \$476,726            | \$10,801,752         | 1.46%      | \$158,447       | \$173,319            | \$39,815,776         | 1.46%      | \$587,377       | \$650,045            |
| FY 2021 Total | \$17,991,466         | 0.39%      | \$82,478        | \$96,560             | \$9,541,870          | 0.39%      | \$38,952        | \$43,416             | \$27,533,336         | 0.39%      | \$121,430       | \$139,976            |
| FY 2022 Total | \$1,318,718          | 0.82%      | \$10,790        | \$8,458              | \$4,603,104          | 0.82%      | \$37,664        | \$29,527             | \$5,921,822          | 0.82%      | \$48,454        | \$37,986             |
| FY 2023 Total | \$1,282,652          | 4.05%      | \$51,658        | \$49,203             | \$4,703,666          | 4.05%      | \$190,615       | \$180,481            | \$5,986,319          | 4.05%      | \$242,273       | \$229,684            |
| FY 2024 Total | \$1,297,092          | 4.91%      | \$63,882        | \$63,577             | \$4,925,741          | 4.91%      | \$242,589       | \$241,615            | \$6,222,832          | 4.91%      | \$306,471       | \$305,192            |
| Oct-24        | \$1,343,452          | 4.66%      | \$5,320         | \$5,341              | \$5,060,320          | 4.66%      | \$20,039        | \$20,119             | \$6,403,773          | 4.66%      | \$25,359        | \$25,461             |
| Nov-24        | \$2,717,305          | 4.60%      | \$10,238        | \$5,320              | \$5,060,320          | 4.60%      | \$19,196        | \$20,039             | \$7,777,625          | 4.60%      | \$29,434        | \$25,359             |
| Dec-24        | \$5,462,178          | 4.49%      | \$20,845        | \$10,238             | \$5,100,062          | 4.49%      | \$19,463        | \$19,196             | \$10,562,240         | 4.49%      | \$40,307        | \$29,434             |
| FY 2025 Total | \$3,174,312          | 4.58%      | \$36,403        | \$20,900             | \$5,073,568          | 4.58%      | \$58,698        | \$59,355             | \$2,061,970          | 1.15%      | \$95,101        | \$80,254             |
|               |                      |            |                 |                      |                      |            |                 |                      |                      |            |                 |                      |
| Totals        | \$51,805,811         |            | \$5,238,109     | \$5,217,265          | \$17,686,471         |            | \$2,205,510     | \$2,186,048          | \$66,150,396         |            | \$7,443,620     | \$7,403,312          |

\* Avg rates stated on an annual basis

\*\* Interest is paid the month following being earned.





# Fund Balances

Life to Date  
&  
Current Month

REGIONAL TOLL REVENUE

# RTR SH 121 Fund Balances

| County          | Beginning Fund Balance |               |                 |         |         | Fund Interest |              |               | Fund Disbursements |                 |                   | Fund Reclassifications |                |                | Ending Fund Balance |               |                |
|-----------------|------------------------|---------------|-----------------|---------|---------|---------------|--------------|---------------|--------------------|-----------------|-------------------|------------------------|----------------|----------------|---------------------|---------------|----------------|
|                 | Acct 1                 | Acct 2        | Total           | Acct 1  | Acct 2  | Acct 1        | Acct 2       | Total         | Acct 1             | Acct 2          | Total             | Acct 1                 | Acct 2         | TOTAL          | Acct 1              | Acct 2        | Total          |
| Life To Date    |                        |               |                 |         |         |               |              |               |                    |                 |                   |                        |                |                |                     |               |                |
| Collin          | \$579,762,519          | \$293,912,517 | \$873,675,037   | 23.57%  | 39.87%  | \$59,792,532  | \$32,699,672 | \$92,492,204  | (\$635,693,899)    | (\$248,735,537) | (\$884,429,436)   | \$29,161,840           | (\$45,080,750) | (\$15,918,909) | \$33,022,992        | \$32,795,902  | \$65,818,895   |
| Dallas          | \$206,048,941          | \$303,569,538 | \$509,618,478   | 8.38%   | 41.18%  | \$24,731,361  | \$42,145,753 | \$66,877,114  | (\$263,907,286)    | (\$541,559,023) | (\$805,466,309)   | \$96,505,221           | \$416,481,170  | \$512,986,391  | \$63,378,236        | \$220,637,438 | \$284,015,674  |
| Denton          | \$1,518,934,838        | \$89,668,013  | \$1,608,602,851 | 61.75%  | 12.16%  | \$162,643,794 | \$14,769,498 | \$177,413,292 | (\$1,424,083,136)  | (\$62,505,046)  | (\$1,486,588,182) | (\$53,461,860)         | \$2,819,762    | (\$50,642,099) | \$204,033,636       | \$44,752,227  | \$248,785,863  |
| Ellis           |                        | \$3,568,674   | \$3,568,674     | 0.00%   | 0.48%   | \$812,625     | \$252,606    | \$1,065,231   | (\$24,707,475)     | (\$3,808,305)   | (\$28,515,780)    | \$24,100,000           | -              | \$24,100,000   | \$205,150           | \$12,975      | \$218,125      |
| Johnson         | \$3,018,735            | \$1,179,477   | \$4,198,212     | 0.12%   | 0.16%   | \$152,323     | \$59,114     | \$211,437     | -                  | -               | -                 | (\$3,171,057)          | (\$1,238,591)  | (\$4,409,649)  | -                   | -             | -              |
| Kaufman         |                        | \$2,727,555   | \$2,727,555     | 0.00%   | 0.37%   | \$285,266     | \$929,225    | \$1,214,490   | (\$11,158,217)     | (\$101,836)     | (\$11,260,053)    | \$10,837,552           | -              | \$10,837,552   | (\$35,400)          | \$3,554,944   | \$3,519,544    |
| Parker          | \$2,452,722            | \$958,325     | \$3,411,047     | 0.10%   | 0.13%   | \$123,762     | \$48,030     | \$171,792     | -                  | -               | -                 | (\$2,576,484)          | (\$1,006,355)  | (\$3,582,840)  | -                   | -             | -              |
| Rockwall        |                        | \$8,490,069   | \$8,490,069     | 0.00%   | 1.15%   | \$1,147,172   | \$720,501    | \$1,867,673   | (\$20,987,393)     | (\$8,593,449)   | (\$29,580,841)    | \$23,142,344           | -              | \$23,142,344   | \$3,302,124         | \$617,121     | \$3,919,245    |
| Tarrant         | \$84,713,245           | \$33,099,079  | \$117,812,324   | 3.44%   | 4.49%   | \$4,934,838   | \$2,542,167  | \$7,477,005   | (\$33,179,723)     | (\$18,501,244)  | (\$51,680,967)    | (\$53,984,342)         | (\$13,089,130) | (\$67,073,473) | \$2,484,018         | \$4,050,872   | \$6,534,890    |
| West Set Asides | \$27,400,000           | -             | \$27,400,000    | 1.11%   | 0.00%   | \$1,477,225   | \$298,632    | \$1,775,857   | (\$4,809,879)      | (\$5,415,275)   | (\$10,225,154)    | (\$37,677,558)         | \$3,651,197    | (\$34,026,361) | (\$13,610,212)      | (\$1,465,446) | (\$15,075,659) |
| West Sust Dev   | -                      | -             | -               | 0.00%   | 0.00%   | -             | -            | -             | (\$17,668,325)     | -               | (\$17,668,325)    | \$14,372,479           | -              | \$14,372,479   | (\$3,295,846)       | -             | (\$3,295,846)  |
| East Set Asides | \$37,600,000           | -             | \$37,600,000    | 1.53%   | 0.00%   | \$6,630,866   | \$2,438,751  | \$9,069,617   | (\$16,910,587)     | (\$8,835,955)   | (\$25,746,542)    | (\$39,045,691)         | \$20,000,000   | (\$19,045,691) | (\$11,725,412)      | \$13,602,796  | \$1,877,384    |
| East Sust Dev   | -                      | -             | -               | 0.00%   | 0.00%   | \$158,904     | -            | \$158,904     | (\$20,706,324)     | -               | (\$20,706,324)    | \$39,648,487           | -              | \$39,648,487   | \$19,101,067        | -             | \$19,101,067   |
| Total           | \$2,459,931,000        | \$737,173,248 | \$3,197,104,248 | 100.00% | 100.00% | \$262,890,668 | \$96,903,947 | \$359,794,615 | (\$2,473,812,243)  | (\$898,055,670) | (\$3,371,867,913) | \$47,850,929           | \$382,537,302  | \$430,388,232  | \$296,860,354       | \$318,558,828 | \$615,419,182  |
| December 2024   |                        |               |                 |         |         |               |              |               |                    |                 |                   |                        |                |                |                     |               |                |
| Collin          | \$32,888,620           | \$32,695,833  | \$65,584,453    | 11.13%  | 10.26%  | \$134,373     | \$103,967    | \$238,339     | -                  | (\$3,897)       | (\$3,897)         | -                      | -              | -              | \$33,022,992        | \$32,795,902  | \$65,818,895   |
| Dallas          | \$63,120,346           | \$221,185,952 | \$284,306,298   | 21.36%  | 69.38%  | \$257,890     | \$703,330    | \$961,220     | -                  | (\$2,249,728)   | (\$2,249,728)     | -                      | \$997,883      | \$997,883      | \$63,378,236        | \$220,637,438 | \$284,015,674  |
| Denton          | \$203,223,329          | \$44,610,374  | \$247,833,703   | 68.76%  | 13.99%  | \$830,307     | \$141,853    | \$972,160     | (\$20,000)         | -               | (\$20,000)        | -                      | -              | -              | \$204,033,636       | \$44,752,227  | \$248,785,863  |
| Ellis           | \$204,315              | \$12,934      | \$217,249       | 0.07%   | 0.00%   | \$835         | \$41         | \$876         | -                  | -               | -                 | -                      | -              | -              | \$205,150           | \$12,975      | \$218,125      |
| Johnson         | -                      | -             | -               | 0.00%   | 0.00%   | -             | -            | -             | -                  | -               | -                 | -                      | -              | -              | -                   | -             | -              |
| Kaufman         | (\$35,400)             | \$3,543,676   | \$3,508,276     | -0.01%  | 1.11%   | -             | \$11,268     | \$11,268      | -                  | -               | -                 | -                      | -              | -              | (\$35,400)          | \$3,554,944   | \$3,519,544    |
| Parker          | -                      | -             | -               | 0.00%   | 0.00%   | -             | -            | -             | -                  | -               | -                 | -                      | -              | -              | -                   | -             | -              |
| Rockwall        | \$3,288,687            | \$615,165     | \$3,903,852     | 1.11%   | 0.19%   | \$13,437      | \$1,956      | \$15,393      | -                  | -               | -                 | -                      | -              | -              | \$3,302,124         | \$617,121     | \$3,919,245    |
| Tarrant         | \$2,473,910            | \$4,038,032   | \$6,511,942     | 0.84%   | 1.27%   | \$10,108      | \$12,840     | \$22,948      | -                  | -               | -                 | -                      | -              | -              | \$2,484,018         | \$4,050,872   | \$6,534,890    |
| West Set Asides | (\$13,610,212)         | (\$1,465,446) | (\$15,075,659)  | -4.60%  | -0.46%  | -             | -            | -             | -                  | -               | -                 | -                      | -              | -              | (\$13,610,212)      | (\$1,465,446) | (\$15,075,659) |
| West Sust Dev   | (\$3,295,846)          | -             | (\$3,295,846)   | -1.12%  | 0.00%   | -             | -            | -             | -                  | -               | -                 | -                      | -              | -              | (\$3,295,846)       | -             | (\$3,295,846)  |
| East Set Asides | (\$11,725,412)         | \$13,559,679  | \$1,834,266     | -3.97%  | 4.25%   | -             | \$43,117     | \$43,117      | -                  | -               | -                 | -                      | -              | -              | (\$11,725,412)      | \$13,602,796  | \$1,877,384    |
| East Sust Dev   | \$19,023,343           | -             | \$19,023,343    | 6.44%   | 0.00%   | \$77,723      | -            | \$77,723      | -                  | -               | -                 | -                      | -              | -              | \$19,101,067        | -             | \$19,101,067   |
| Total           | \$295,555,681          | \$318,796,198 | \$614,351,879   | 100.00% | 100.00% | \$1,324,672   | \$1,018,372  | \$2,343,045   | (\$20,000)         | (\$2,253,625)   | (\$2,273,625)     | -                      | \$997,883      | \$997,883      | \$296,860,354       | \$318,558,828 | \$615,419,182  |



# RTR SH 161 Fund Balances

| County          | Beginning Fund Balance |                |               |         |            | Fund Interest |             |             | Fund Disbursements |                |                 | Fund Reclassifications |               |                | Ending Fund Balance |                |               |
|-----------------|------------------------|----------------|---------------|---------|------------|---------------|-------------|-------------|--------------------|----------------|-----------------|------------------------|---------------|----------------|---------------------|----------------|---------------|
|                 | Acct 1                 | Acct 2         | Total         | Acct 1  | Acct 2     | Acct 1        | Acct 2      | Total       | Acct 1             | Acct 2         | Total           | Acct 1                 | Acct 2        | TOTAL          | Acct 1              | Acct 2         | Total         |
| Life To Date    |                        |                |               |         |            |               |             |             |                    |                |                 |                        |               |                |                     |                |               |
| Collin          | -                      | 18,074,175     | \$18,074,175  | 0.00%   | 36.1484%   | -             | \$791,367   | \$791,367   | -                  | (\$14,620,547) | (\$14,620,547)  | -                      | \$979,594     | \$979,594      | -                   | \$5,224,589    | \$5,224,589   |
| Dallas          | \$150,000,000          | 16,767,186     | \$166,767,186 | 100.00% | 33.5344%   | \$4,883,697   | \$147,504   | \$5,031,201 | (\$128,063,814)    | (\$28,352,305) | (\$156,416,119) | (\$24,712,541)         | \$904,405     | (\$23,808,136) | \$2,107,342         | (\$10,533,210) | (\$8,425,868) |
| Denton          | -                      | 9,825,618      | \$9,825,618   | 0.00%   | 19.6512%   | -             | \$468,247   | \$468,247   | -                  | (\$402,392)    | (\$402,392)     | -                      | (\$6,270,400) | (\$6,270,400)  | -                   | \$3,621,073    | \$3,621,073   |
| Ellis           | -                      | 230,789        | \$230,789     | 0.00%   | 0.4616%    | -             | \$26,013    | \$26,013    | -                  | -              | -               | -                      | \$12,439      | \$12,439       | -                   | \$269,241      | \$269,241     |
| Hood            | -                      | 29,694         | \$29,694      | 0.00%   | 0.0594%    | -             | \$3,216     | \$3,216     | -                  | -              | -               | -                      | \$44          | \$44           | -                   | \$32,953       | \$32,953      |
| Hunt            | -                      | 128,861        | \$128,861     | 0.00%   | 0.2577%    | -             | \$1,701     | \$1,701     | -                  | (\$136,323)    | (\$136,323)     | -                      | \$6,945       | \$6,945        | -                   | \$1,184        | \$1,184       |
| Johnson         | -                      | 99,476         | \$99,476      | 0.00%   | 0.1990%    | -             | \$10,772    | \$10,772    | -                  | -              | -               | -                      | \$147         | \$147          | -                   | \$110,395      | \$110,395     |
| Kaufman         | -                      | 152,654        | \$152,654     | 0.00%   | 0.3053%    | -             | \$17,206    | \$17,206    | -                  | -              | -               | -                      | \$8,228       | \$8,228        | -                   | \$178,088      | \$178,088     |
| Parker          | -                      | 70,351         | \$70,351      | 0.00%   | 0.1407%    | -             | \$7,618     | \$7,618     | -                  | -              | -               | -                      | \$104         | \$104          | -                   | \$78,073       | \$78,073      |
| Rockwall        | -                      | 603,062        | \$603,062     | 0.00%   | 1.2061%    | -             | \$67,973    | \$67,973    | -                  | -              | -               | -                      | \$32,505      | \$32,505       | -                   | \$703,541      | \$703,541     |
| Tarrant         | -                      | 3,972,050      | \$3,972,050   | 0.00%   | 7.9441%    | \$333,567     | \$162,931   | \$496,498   | (\$22,886,679)     | (\$669,828)    | (\$23,556,506)  | \$24,997,078           | (\$2,394,129) | \$22,602,949   | \$2,443,967         | \$1,071,024    | \$3,514,991   |
| Wise            | -                      | 46,084         | \$46,084      | 0.00%   | 0.0922%    | -             | \$4,990     | \$4,990     | -                  | -              | -               | -                      | \$68          | \$68           | -                   | \$51,142       | \$51,142      |
| East Set Aside  | -                      | -              | -             | -       | 0.0000%    | -             | \$476,509   | \$476,509   | -                  | (\$3,000,000)  | (\$3,000,000)   | -                      | \$6,800,000   | \$6,800,000    | -                   | \$4,276,509    | \$4,276,509   |
| Total           | \$150,000,000          | \$50,000,000   | \$200,000,000 | 100.00% | 100.00%    | \$5,217,265   | \$2,186,048 | \$7,403,312 | (\$150,950,493)    | (\$47,181,396) | (\$198,131,888) | \$284,537              | \$79,951      | \$364,487      | \$4,551,309         | \$5,084,603    | \$9,635,912   |
| December 2024   |                        |                |               |         |            |               |             |             |                    |                |                 |                        |               |                |                     |                |               |
| Collin          | -                      | \$5,218,167    | \$5,218,167   | 0.00%   | 103.0158%  | -             | \$6,422     | \$6,422     | -                  | -              | -               | -                      | -             | -              | -                   | \$5,224,589    | \$5,224,589   |
| Dallas          | \$2,102,602            | (\$10,533,210) | (\$8,430,608) | 46.30%  | -207.9440% | \$4,740       | -           | \$4,740     | -                  | -              | -               | -                      | -             | -              | \$2,107,342         | (\$10,533,210) | (\$8,425,868) |
| Denton          | -                      | \$3,616,622    | \$3,616,622   | 0.00%   | 71.3985%   | -             | \$4,451     | \$4,451     | -                  | -              | -               | -                      | -             | -              | -                   | \$3,621,073    | \$3,621,073   |
| Ellis           | -                      | \$268,910      | \$268,910     | 0.00%   | 5.3088%    | -             | \$331       | \$331       | -                  | -              | -               | -                      | -             | -              | -                   | \$269,241      | \$269,241     |
| Hood            | -                      | \$32,913       | \$32,913      | 0.00%   | 0.6498%    | -             | \$41        | \$41        | -                  | -              | -               | -                      | -             | -              | -                   | \$32,953       | \$32,953      |
| Hunt            | -                      | \$1,183        | \$1,183       | 0.00%   | 0.0233%    | -             | \$1         | \$1         | -                  | -              | -               | -                      | -             | -              | -                   | \$1,184        | \$1,184       |
| Johnson         | -                      | \$110,259      | \$110,259     | 0.00%   | 2.1767%    | -             | \$136       | \$136       | -                  | -              | -               | -                      | -             | -              | -                   | \$110,395      | \$110,395     |
| Kaufman         | -                      | \$177,869      | \$177,869     | 0.00%   | 3.5114%    | -             | \$219       | \$219       | -                  | -              | -               | -                      | -             | -              | -                   | \$178,088      | \$178,088     |
| Parker          | -                      | \$77,977       | \$77,977      | 0.00%   | 1.5394%    | -             | \$96        | \$96        | -                  | -              | -               | -                      | -             | -              | -                   | \$78,073       | \$78,073      |
| Rockwall        | -                      | \$702,676      | \$702,676     | 0.00%   | 13.8721%   | -             | \$865       | \$865       | -                  | -              | -               | -                      | -             | -              | -                   | \$703,541      | \$703,541     |
| Tarrant         | \$2,438,469            | \$1,069,707    | \$3,508,177   | 53.70%  | 21.1179%   | \$5,498       | \$1,316     | \$6,814     | -                  | -              | -               | -                      | -             | -              | \$2,443,967         | \$1,071,024    | \$3,514,991   |
| Wise            | -                      | \$51,080       | \$51,080      | 0.00%   | 1.0084%    | -             | \$63        | \$63        | -                  | -              | -               | -                      | -             | -              | -                   | \$51,142       | \$51,142      |
| East Set Asides | -                      | \$4,271,253    | \$4,271,253   | 0.00%   | 84.3220%   | -             | \$5,256     | \$5,256     | -                  | -              | -               | -                      | -             | -              | -                   | \$4,276,509    | \$4,276,509   |
| Total           | \$4,541,071            | \$5,065,407    | \$9,606,478   | 100.00% | 100.00%    | \$10,238      | \$19,196    | \$29,434    | -                  | -              | -               | -                      | -             | -              | \$4,551,309         | \$5,084,603    | \$9,635,912   |

# RTR Project Advances

REGIONAL TOLL REVENUE

## Advances Summary by County Report

For the Period: 01/01/2007 through 12/31/2024

| Funding County           | 121                | 122                | 161               | 162               | Grand Total          |
|--------------------------|--------------------|--------------------|-------------------|-------------------|----------------------|
| COLLIN ADV               | 110,311,760        | 17,269,734         |                   | 8,977,864         | 136,559,358          |
| DALLAS ADV               | 117,896,523        | 66,204,144         | 46,446,869        | 18,283,589        | 248,831,126          |
| DENTON ADV               | 611,572,856        | 28,457,205         |                   | 402,392           | 640,432,453          |
| EAST SET ASIDES ADV      | 7,155,179          | 6,578,995          |                   | 3,000,000         | 16,734,174           |
| EAST SUSTAINABLE DEV ADV | 20,706,324         |                    |                   |                   | 20,706,324           |
| ELLIS ADV                | 484,735            | 115,265            |                   |                   | 600,000              |
| HUNT ADV                 |                    |                    |                   | 136,323           | 136,323              |
| KAUFMAN ADV              | 10,599,338         | 101,836            |                   |                   | 10,701,174           |
| TARRANT ADV              | 20,507,904         | 14,839,834         | 19,197,651        | 669,828           | 55,215,217           |
| WEST SET ASIDES ADV      | 4,809,879          | 5,415,275          |                   |                   | 10,225,154           |
| WEST SUSTAINABLE DEV ADV | 17,668,325         |                    |                   |                   | 17,668,325           |
| <b>Grand Total</b>       | <b>921,712,823</b> | <b>138,982,289</b> | <b>65,644,521</b> | <b>31,469,996</b> | <b>1,157,809,628</b> |

## Advances Summary by County Report

For the Period: 01/01/2007 through 12/31/2024

| FundingCounty     | TIPS Number | 121        | 122       | 161 | 162       | Grand Total |
|-------------------|-------------|------------|-----------|-----|-----------|-------------|
| <b>COLLIN ADV</b> |             |            |           |     |           |             |
|                   | 11141.2     | 415,000    |           |     |           | 415,000     |
|                   | 11635       | 514,874    | 300,411   |     |           | 815,285     |
|                   | 11850       | 2,060,000  |           |     |           | 2,060,000   |
|                   | 14060       |            | 4,138,518 |     |           | 4,138,518   |
|                   | 20050       | 2,423,947  |           |     |           | 2,423,947   |
|                   | 20051       | 1,856,824  |           |     |           | 1,856,824   |
|                   | 20052       | 364,975    |           |     |           | 364,975     |
|                   | 20053       |            | 500,000   |     |           | 500,000     |
|                   | 20054       | 1,000,000  |           |     |           | 1,000,000   |
|                   | 20056       | 3,559,396  |           |     |           | 3,559,396   |
|                   | 20057       | 2,606,362  |           |     |           | 2,606,362   |
|                   | 20058       | 1,387,874  |           |     |           | 1,387,874   |
|                   | 20059       | 2,777,677  |           |     |           | 2,777,677   |
|                   | 20060       | 1,163,380  |           |     |           | 1,163,380   |
|                   | 20061       | 1,417,329  |           |     |           | 1,417,329   |
|                   | 20063       |            | 3,268,745 |     |           | 3,268,745   |
|                   | 20068       | 867,295    |           |     |           | 867,295     |
|                   | 20069       | 8,500,000  |           |     |           | 8,500,000   |
|                   | 20070       | 1,500,000  |           |     |           | 1,500,000   |
|                   | 20075       | 3,272,331  |           |     |           | 3,272,331   |
|                   | 20088       | 874,780    |           |     |           | 874,780     |
|                   | 20089       | 8,856,339  |           |     |           | 8,856,339   |
|                   | 20207       | 14,257,471 |           |     |           | 14,257,471  |
|                   | 20255       | 844,150    | 191,388   |     |           | 1,035,538   |
|                   | 20270       |            |           |     | 3,600,000 | 3,600,000   |
|                   | 20271       |            |           |     | 3,632,000 | 3,632,000   |

| FundingCounty           | TIPS Number | 121                | 122               | 161        | 162              | Grand Total        |
|-------------------------|-------------|--------------------|-------------------|------------|------------------|--------------------|
| COLLIN ADV              | 20272       |                    | 5,824,888         |            |                  | 5,824,888          |
|                         | 20273       |                    |                   |            | 959,464          | 959,464            |
|                         | 20276       |                    | 3,045,783         |            |                  | 3,045,783          |
|                         | 20277.1     | 2,579              |                   |            | 786,400          | 788,979            |
|                         | 20277.2     | 696,678            |                   |            |                  | 696,678            |
|                         | 20278       | 1,200,000          |                   |            |                  | 1,200,000          |
|                         | 20279       | 2,952,000          |                   |            |                  | 2,952,000          |
|                         | 20280.2     | 5,083,644          |                   |            |                  | 5,083,644          |
|                         | 20281       | 280,000            |                   |            |                  | 280,000            |
|                         | 20283       | 5,576,375          |                   |            |                  | 5,576,375          |
|                         | 20284       | 440,000            |                   |            |                  | 440,000            |
|                         | 20286       | 2,560,480          |                   |            |                  | 2,560,480          |
|                         | 20287       | 1,000,000          |                   |            |                  | 1,000,000          |
|                         | 21043       | 30,000,000         |                   |            |                  | 30,000,000         |
| <b>COLLIN ADV Total</b> |             | <b>110,311,760</b> | <b>17,269,734</b> |            | <b>8,977,864</b> | <b>136,559,358</b> |
| <b>DALLAS ADV</b>       |             |                    |                   |            |                  |                    |
|                         | 11018.2     | 6,501,254          |                   |            |                  | 6,501,254          |
|                         | 11424.1     | 381,223            |                   |            |                  | 381,223            |
|                         | 11528.1     | 3,524,000          |                   |            |                  | 3,524,000          |
|                         | 11528.2     | 7,911,941          | 4,088,059         |            |                  | 12,000,000         |
|                         | 11532       | 1,004,114          |                   |            |                  | 1,004,114          |
|                         | 11533       | 3,259,249          |                   |            |                  | 3,259,249          |
|                         | 11536       |                    |                   | 10,489,262 |                  | 10,489,262         |
|                         | 11600       |                    | 2,400,000         |            |                  | 2,400,000          |
|                         | 11620       | 0                  | 5,600,000         |            |                  | 5,600,000          |
|                         | 11635       | 512,683            |                   |            |                  | 512,683            |
|                         | 11642.1     |                    | 300,000           |            |                  | 300,000            |
|                         | 11642.2     | 360,000            |                   |            |                  | 360,000            |
|                         | 11642.5     | 89,774             |                   |            |                  | 89,774             |
|                         | 11642.8     | 89,867             |                   |            |                  | 89,867             |
|                         | 11661       | 803,810            |                   |            |                  | 803,810            |

| FundingCounty | TIPS Number | 121        | 122        | 161        | 162       | Grand Total |
|---------------|-------------|------------|------------|------------|-----------|-------------|
| DALLAS ADV    | 11677       |            | 1,005,980  |            |           | 1,005,980   |
|               | 11679       | 1,100,000  |            |            |           | 1,100,000   |
|               | 11726.3     | 6,840,000  |            |            |           | 6,840,000   |
|               | 11745       | 5,041,269  |            |            |           | 5,041,269   |
|               | 11747       | 3,131,045  |            |            |           | 3,131,045   |
|               | 11779       |            | 1,590,720  |            |           | 1,590,720   |
|               | 11840       | 390,830    |            |            |           | 390,830     |
|               | 11901       |            | 394,160    |            |           | 394,160     |
|               | 11981.2     |            | 15,469,824 |            |           | 15,469,824  |
|               | 14029       |            |            | 6,000,000  | 6,030,840 | 12,030,840  |
|               | 20067       | 4,410,631  |            |            |           | 4,410,631   |
|               | 20124       | 3,539,272  |            | 17,936,754 |           | 21,476,026  |
|               | 20127       | 80,000     |            |            |           | 80,000      |
|               | 20128       | 80,000     |            |            |           | 80,000      |
|               | 20129       | 6,964,351  |            |            |           | 6,964,351   |
|               | 20132       | 9,949,496  |            |            |           | 9,949,496   |
|               | 20133       | 234,094    |            |            |           | 234,094     |
|               | 20134       | 500,000    | 9,500,000  |            | 5,800,000 | 15,800,000  |
|               | 20135       | 2,433,582  |            |            |           | 2,433,582   |
|               | 20136       | 3,115,234  |            |            |           | 3,115,234   |
|               | 20145       |            | 11,230,642 |            |           | 11,230,642  |
|               | 20160       | 500,000    |            |            |           | 500,000     |
|               | 20168       | 1,301,461  |            |            |           | 1,301,461   |
|               | 20190       | 6,945,068  |            |            |           | 6,945,068   |
|               | 20200       |            |            |            | 1,452,749 | 1,452,749   |
|               | 20213       | 25,073,540 |            |            |           | 25,073,540  |
|               | 20223       | 2,167,015  |            |            |           | 2,167,015   |
|               | 20254       |            |            | 2,008,604  | 3,000,000 | 5,008,604   |
|               | 20254.2     | 4,580,328  |            |            |           | 4,580,328   |
|               | 20255       | 426,615    |            | 320,510    |           | 747,125     |
|               | 20256       |            | 1,160,000  |            |           | 1,160,000   |

| FundingCounty           | TIPS Number | 121                | 122               | 161               | 162               | Grand Total        |
|-------------------------|-------------|--------------------|-------------------|-------------------|-------------------|--------------------|
| DALLAS ADV              | 20257       |                    |                   | 179,200           |                   | 179,200            |
|                         | 20258       |                    |                   | 600,000           |                   | 600,000            |
|                         | 20260       |                    |                   | 676,375           |                   | 676,375            |
|                         | 20261       | 661,798            | 1,796,817         |                   |                   | 2,458,615          |
|                         | 20261.2     |                    | 402,392           |                   |                   | 402,392            |
|                         | 20262       |                    |                   | 2,500,000         |                   | 2,500,000          |
|                         | 20263       | 3,316,975          | 832,429           |                   |                   | 4,149,404          |
|                         | 20267       | 210,192            |                   |                   |                   | 210,192            |
|                         | 20269       |                    |                   | 276,000           |                   | 276,000            |
|                         | 20304.1     | 39,377             |                   |                   |                   | 39,377             |
|                         | 21012       |                    | 2,932,802         |                   |                   | 2,932,802          |
|                         | 21026       |                    | 500,000           |                   |                   | 500,000            |
|                         | 21045       |                    | 150,639           |                   |                   | 150,639            |
|                         | 2310.1      |                    | 550,000           |                   |                   | 550,000            |
|                         | 25049       |                    |                   | 1,001,900         |                   | 1,001,900          |
|                         | 25067       |                    | 3,508,995         |                   |                   | 3,508,995          |
|                         | 25076       |                    | 451,917           |                   |                   | 451,917            |
|                         | 25077       |                    | 803,408           |                   |                   | 803,408            |
|                         | 25090       | 426,435            |                   |                   |                   | 426,435            |
|                         | 25101.1     |                    | 1,535,360         |                   |                   | 1,535,360          |
|                         | 53066       |                    |                   |                   | 2,000,000         | 2,000,000          |
|                         | 81332       |                    |                   | 4,231,919         |                   | 4,231,919          |
|                         | 83220       |                    |                   | 226,346           |                   | 226,346            |
| <b>DALLAS ADV Total</b> |             | <b>117,896,523</b> | <b>66,204,144</b> | <b>46,446,869</b> | <b>18,283,589</b> | <b>248,831,126</b> |
| <b>DENTON ADV</b>       |             |                    |                   |                   |                   |                    |
|                         | 11217.2     | 18,342,382         |                   |                   |                   | 18,342,382         |
|                         | 11317       | 1,445,918          |                   |                   |                   | 1,445,918          |
|                         | 11532       |                    | 5,691,886         |                   |                   | 5,691,886          |
|                         | 11533       |                    | 2,181,423         |                   |                   | 2,181,423          |
|                         | 11635       | 978,758            |                   |                   |                   | 978,758            |
|                         | 11642       | 122,864            |                   |                   |                   | 122,864            |

| FundingCounty | TIPS Number | 121         | 122        | 161 | 162 | Grand Total |
|---------------|-------------|-------------|------------|-----|-----|-------------|
| DENTON ADV    | 11642.9     | 160,000     |            |     |     | 160,000     |
|               | 11725       | 13,776,000  |            |     |     | 13,776,000  |
|               | 11929       | 4,757,992   |            |     |     | 4,757,992   |
|               | 14030       |             | 4,090,486  |     |     | 4,090,486   |
|               | 20007       | 57,200,000  |            |     |     | 57,200,000  |
|               | 20099       | 5,502,570   |            |     |     | 5,502,570   |
|               | 20101       | 5,804,298   |            |     |     | 5,804,298   |
|               | 20102       | 5,920,869   |            |     |     | 5,920,869   |
|               | 20105       | 1,588,862   |            |     |     | 1,588,862   |
|               | 20107       | 400,000     |            |     |     | 400,000     |
|               | 20108       | 8,166,038   |            |     |     | 8,166,038   |
|               | 20110       | 3,064,684   |            |     |     | 3,064,684   |
|               | 20111       | 3,609,256   |            |     |     | 3,609,256   |
|               | 20113       | 14,266,876  |            |     |     | 14,266,876  |
|               | 20118.1     | 3,000,000   |            |     |     | 3,000,000   |
|               | 20119       | 400,000     |            |     |     | 400,000     |
|               | 20131       | 5,379,342   |            |     |     | 5,379,342   |
|               | 20137       | 1,571,600   |            |     |     | 1,571,600   |
|               | 20138       | 80,000,000  |            |     |     | 80,000,000  |
|               | 20139       | 6,211,233   |            |     |     | 6,211,233   |
|               | 20140       | 4,023,552   |            |     |     | 4,023,552   |
|               | 20141.1     | 20,334,657  |            |     |     | 20,334,657  |
|               | 20142       | 2,855,424   |            |     |     | 2,855,424   |
|               | 20143       | 4,141,153   |            |     |     | 4,141,153   |
|               | 20144       | 45,336,453  | 15,190,941 |     |     | 60,527,394  |
|               | 20144.1     | 4,018,080   |            |     |     | 4,018,080   |
|               | 20146       | 46,151,351  |            |     |     | 46,151,351  |
|               | 20147       | 2,455,480   |            |     |     | 2,455,480   |
|               | 20149       | 1,165,145   |            |     |     | 1,165,145   |
|               | 20150       | 193,160,000 |            |     |     | 193,160,000 |
|               | 20151       | 8,417,269   |            |     |     | 8,417,269   |



| <b>FundingCounty</b>             | <b>TIPS Number</b> | <b>121</b>         | <b>122</b>        | <b>161</b> | <b>162</b>       | <b>Grand Total</b> |
|----------------------------------|--------------------|--------------------|-------------------|------------|------------------|--------------------|
| DENTON ADV                       | 20152              | 4,716,073          |                   |            |                  | 4,716,073          |
|                                  | 20220              | 1,000,000          |                   |            |                  | 1,000,000          |
|                                  | 20255              | 497,847            |                   |            |                  | 497,847            |
|                                  | 20296              |                    | 1,302,470         |            |                  | 1,302,470          |
|                                  | 20299              | 9,030,830          |                   |            |                  | 9,030,830          |
|                                  | 20303              |                    |                   |            | 402,392          | 402,392            |
|                                  | 21034              | 10,000,000         |                   |            |                  | 10,000,000         |
|                                  | 55007              | 12,600,000         |                   |            |                  | 12,600,000         |
| <b>DENTON ADV Total</b>          |                    | <b>611,572,856</b> | <b>28,457,205</b> |            | <b>402,392</b>   | <b>640,432,453</b> |
| <b>EAST SET ASIDES ADV</b>       |                    |                    |                   |            |                  |                    |
|                                  | 11635              | 1,480,699          |                   |            |                  | 1,480,699          |
|                                  | 11635.1            | 670,000            | 935,477           |            |                  | 1,605,477          |
|                                  | 11654.1            |                    | 451,449           |            |                  | 451,449            |
|                                  | 11654.2            |                    | 445,000           |            |                  | 445,000            |
|                                  | 11661              | 501,735            | 480,000           |            |                  | 981,735            |
|                                  | 11679              |                    | 411,796           |            |                  | 411,796            |
|                                  | 20200              | 1,000,000          | 3,253,855         |            |                  | 4,253,855          |
|                                  | 20269              |                    | 401,418           |            |                  | 401,418            |
|                                  | 20301              | 301,233            |                   |            |                  | 301,233            |
|                                  | 21016.1            |                    | 200,000           |            |                  | 200,000            |
|                                  | 25026              | 1,405,754          |                   |            |                  | 1,405,754          |
|                                  | 25041              | 1,795,758          |                   |            |                  | 1,795,758          |
|                                  | 53066              |                    |                   |            | 3,000,000        | 3,000,000          |
| <b>EAST SET ASIDES ADV Total</b> |                    | <b>7,155,179</b>   | <b>6,578,995</b>  |            | <b>3,000,000</b> | <b>16,734,174</b>  |
| <b>EAST SUSTAINABLE DEV ADV</b>  |                    |                    |                   |            |                  |                    |
|                                  | 20231              | 2,724,523          |                   |            |                  | 2,724,523          |
|                                  | 20232              | 1,390,527          |                   |            |                  | 1,390,527          |
|                                  | 20233              | 3,012,654          |                   |            |                  | 3,012,654          |
|                                  | 20234              | 533,590            |                   |            |                  | 533,590            |
|                                  | 20235              | 1,547,378          |                   |            |                  | 1,547,378          |
|                                  | 20236              | 542,004            |                   |            |                  | 542,004            |

| FundingCounty                         | TIPS Number | 121               | 122            | 161     | 162            | Grand Total       |
|---------------------------------------|-------------|-------------------|----------------|---------|----------------|-------------------|
| EAST SUSTAINABLE DEV ADV              | 20238       | 268,891           |                |         |                | 268,891           |
|                                       | 20239       | 1,625,122         |                |         |                | 1,625,122         |
|                                       | 20240       | 369,268           |                |         |                | 369,268           |
|                                       | 20241       | 1,695,332         |                |         |                | 1,695,332         |
|                                       | 20242       | 1,137,141         |                |         |                | 1,137,141         |
|                                       | 20243       | 2,581,641         |                |         |                | 2,581,641         |
|                                       | 20244       | 2,856,791         |                |         |                | 2,856,791         |
|                                       | 20246       | 421,464           |                |         |                | 421,464           |
| <b>EAST SUSTAINABLE DEV ADV Total</b> |             | <b>20,706,324</b> |                |         |                | <b>20,706,324</b> |
| <b>ELLIS ADV</b>                      |             |                   |                |         |                |                   |
|                                       | 20226       | 484,735           | 115,265        |         |                | 600,000           |
| <b>ELLIS ADV Total</b>                |             | <b>484,735</b>    | <b>115,265</b> |         |                | <b>600,000</b>    |
| <b>HUNT ADV</b>                       |             |                   |                |         |                |                   |
|                                       | 20268.2     |                   |                |         | 136,323        | 136,323           |
| <b>HUNT ADV Total</b>                 |             |                   |                |         | <b>136,323</b> | <b>136,323</b>    |
| <b>KAUFMAN ADV</b>                    |             |                   |                |         |                |                   |
|                                       | 11642.3     |                   | 101,836        |         |                | 101,836           |
|                                       | 20223       | 1,225,000         |                |         |                | 1,225,000         |
|                                       | 20252       | 750,000           |                |         |                | 750,000           |
|                                       | 83257.2     | 8,624,338         |                |         |                | 8,624,338         |
| <b>KAUFMAN ADV Total</b>              |             | <b>10,599,338</b> | <b>101,836</b> |         |                | <b>10,701,174</b> |
| <b>TARRANT ADV</b>                    |             |                   |                |         |                |                   |
|                                       | 11262.2     | 3,458,563         |                |         |                | 3,458,563         |
|                                       | 11379       | 2,942,250         |                |         |                | 2,942,250         |
|                                       | 11381       | 1,305,726         |                |         |                | 1,305,726         |
|                                       | 11384       |                   |                | 736,080 |                | 736,080           |
|                                       | 11397       |                   |                | 175,132 |                | 175,132           |
|                                       | 11642.4     |                   |                | 109,153 |                | 109,153           |
|                                       | 11642.6     | 32,234            |                |         |                | 32,234            |
|                                       | 11642.7     | 46,251            |                |         |                | 46,251            |
|                                       | 11762.1     |                   |                |         | 349,320        | 349,320           |

| FundingCounty                         | TIPS Number | 121                | 122                | 161               | 162               | Grand Total          |
|---------------------------------------|-------------|--------------------|--------------------|-------------------|-------------------|----------------------|
| TARRANT ADV                           | 11764       |                    |                    | 14,121,691        |                   | 14,121,691           |
|                                       | 11921       | 10,722,880         | 14,277,120         |                   |                   | 25,000,000           |
|                                       | 14075       |                    | 438,714            |                   |                   | 438,714              |
|                                       | 20153       |                    |                    | 2,877,180         |                   | 2,877,180            |
|                                       | 20171       | 2,000,000          |                    |                   |                   | 2,000,000            |
|                                       | 20255       |                    |                    |                   | 320,508           | 320,508              |
|                                       | 20269       |                    | 124,000            |                   |                   | 124,000              |
|                                       | 25050       |                    |                    | 1,178,415         |                   | 1,178,415            |
| <b>TARRANT ADV Total</b>              |             | <b>20,507,904</b>  | <b>14,839,834</b>  | <b>19,197,651</b> | <b>669,828</b>    | <b>55,215,217</b>    |
| <b>WEST SET ASIDES ADV</b>            |             |                    |                    |                   |                   |                      |
|                                       | 11635       | 23,304             |                    |                   |                   | 23,304               |
|                                       | 11653       | 4,516,575          |                    |                   |                   | 4,516,575            |
|                                       | 11661       | 270,000            |                    |                   |                   | 270,000              |
|                                       | 14075       |                    | 1,784,386          |                   |                   | 1,784,386            |
|                                       | 14076       |                    | 2,009,040          |                   |                   | 2,009,040            |
|                                       | 21095       |                    | 1,320,542          |                   |                   | 1,320,542            |
|                                       | 25026       |                    | 301,307            |                   |                   | 301,307              |
| <b>WEST SET ASIDES ADV Total</b>      |             | <b>4,809,879</b>   | <b>5,415,275</b>   |                   |                   | <b>10,225,154</b>    |
| <b>WEST SUSTAINABLE DEV ADV</b>       |             |                    |                    |                   |                   |                      |
|                                       | 11654       | 980,865            |                    |                   |                   | 980,865              |
|                                       | 21006       | 16,687,460         |                    |                   |                   | 16,687,460           |
| <b>WEST SUSTAINABLE DEV ADV Total</b> |             | <b>17,668,325</b>  |                    |                   |                   | <b>17,668,325</b>    |
| <b>Grand Total</b>                    |             | <b>921,712,823</b> | <b>138,982,289</b> | <b>65,644,521</b> | <b>31,469,996</b> | <b>1,157,809,628</b> |

# RTR Loans



# RTR SH 121 Outstanding Loans Expenditure and Accrued Interest Schedule

## Dallas County

As of December 31, 2024

| Footnotes    | TIP # | CSJ                     | City          | Facility/Project Name | Programmed Loan Amount | Loan Disbursements to Date | Principal Payoffs | Loan Balances | Amounts Received in Addition to Principal |
|--------------|-------|-------------------------|---------------|-----------------------|------------------------|----------------------------|-------------------|---------------|---|
| a            | 11537 | 000911210               |               |                       | \$7,058,400            | \$7,058,400                |                   | \$7,058,400   | -   |
| a            | 11538 | 091845121,<br>091845862 | Dallas        | Trinity Parkway       | \$85,175,000           | \$31,932,112               |                   | \$31,932,112  | -   |
| b            | 20026 | 296401031               | Grand Prairie | SH 161                | \$167,595,907          | \$164,372,909              | (\$164,372,909)   | -             | \$15,337,487                              |
| b            | 20027 | 296401039               | Grand Prairie | SH 161                | \$82,154,363           | \$80,736,944               | (\$80,736,944)    | -             | \$8,627,336                               |
| a            | 20180 | 091845862               | Dallas        | Trinity Parkway       | \$40,800,000           | -                          | -                 | -             | -   |
| c            | 20010 | 296406019               | Various       | PGBT                  | \$124,733,833          | \$124,733,833              | (\$109,939,388)   | \$14,794,445  | -   |
| <b>Total</b> |       |                         |               |                       | \$507,517,503          | \$408,834,197              | (\$355,049,241)   | \$53,784,956  | \$23,964,823                              |

### Footnotes

- a Loan payee has not been determined
- b Loan was paid off per a pre agreed up on amount
- c TXDOT is building with RTR funds. NTTA is making daily payments to repay loans with toll revenues as of January 2012

# Notes



## **RTR SH 121 Notes of Outstanding Issues/Reclassifications**

| <b>Month</b> | <b>Reference</b> | <b>Amount</b> | <b>Explanation</b> | <b>Status</b> |
|--------------|------------------|---------------|--------------------|---------------|
|--------------|------------------|---------------|--------------------|---------------|

## **RTR SH 161 Notes of Outstanding Issues/Reclassifications**

| <b>Month</b> | <b>Reference</b> | <b>Amount</b> | <b>Explanation</b> | <b>Status</b> |
|--------------|------------------|---------------|--------------------|---------------|
|--------------|------------------|---------------|--------------------|---------------|